

# Service quality rebate



Heathrow Terminal 1	Jan-14				Year to date *	
	Actual	Target	Target achieved	Rebate £	Rebate £	Number of failures
Departure lounge seat availability	4.1	3.8	Yes	0	0	0
Cleanliness	4.1	3.9	Yes	0	0	0
Wayfinding	4.1	4.0	Yes	0	0	0
Flight information	4.3	4.2	Yes	0	0	0
Central security queues - Times queue <5 minutes	96.80%	95.00%	Yes	0	1,078,905	3
Central security queues - Times queue = 10 minutes	99.91%	99.00%	Yes	0		
Passenger sensitive equipment (general)	99.82%	99.00%	Yes	0	0	0
Passenger sensitive equipment (priority)	99.81%	99.00%	Yes	0	0	0
Arrivals reclaim (baggage carousels)	99.69%	99.00%	Yes	0	0	0
Stands	99.92%	99.00%	Yes	0	0	0
Jetties	99.52%	99.00%	Yes	0	0	0
FEGP	100.00%	99.00%	Yes	0	0	0
Stand entry guidance	99.99%	99.00%	Yes	0	0	0
Transfer search	98.99%	95.00%	Yes	0	0	0
Staff search	99.54%	95.00%	Yes	0	0	0
Control posts search	97.79%	95.00%	Yes	0	0	0
Pier service	98.67%	94.40%	Yes	0	0	0
<b>Total</b>				<b>0</b>	<b>1,078,905</b>	<b>3</b>

NOTE: \* year is April 2013 to March 2014

CREDIT NOTES: will be raised and allocated to the relevant parties that used the terminal in the relevant month pro-rata with the airport charges incurred for passenger services in that month.

FOR FURTHER INFORMATION: please contact Christopher Downs, email: Christopher\_Downs@baa.com

## Service quality rebate



Heathrow Terminal 3	Jan-14				Year to date *	
	Actual	Target	Target achieved	Rebate £	Rebate £	Number of failures
Departure lounge seat availability	3.9	3.8	Yes	0	0	0
Cleanliness	4.1	3.9	Yes	0	0	0
Wayfinding	4.2	4.0	Yes	0	0	0
Flight information	4.4	4.2	Yes	0	0	0
Central security queues - Times queue <5 minutes	93.04%	95.00%	No	0	3,406,656	9
Central security queues - Times queue = 10 minutes	98.29%	99.00%	No	0		
Passenger sensitive equipment (general)	99.80%	99.00%	Yes	0	0	0
Passenger sensitive equipment (priority)	99.89%	99.00%	Yes	0	0	0
Arrivals reclaim (baggage carousels)	99.88%	99.00%	Yes	0	0	0
Stands	99.88%	99.00%	Yes	0	0	0
Jetties	99.75%	99.00%	Yes	0	0	0
FEGP	99.84%	99.00%	Yes	0	0	0
Pre-conditioned air	99.87%	98.00%	Yes	N/A	N/A	0
Stand entry guidance	99.96%	99.00%	Yes	0	0	0
Transfer search	95.94%	95.00%	Yes	0	280,127	1
Staff search	100.00%	95.00%	Yes	0	0	0
Control posts search	97.79%	95.00%	Yes	0	0	0
Pier service +	96.72%	94.00%	Yes	0	0	0
				<b>0</b>	<b>3,686,783</b>	<b>10</b>

NOTE: \* year is April 2013 to March 2014 + Pier service score is reported one month in arrears

CREDIT NOTES: will be raised and allocated to the relevant parties that used the terminal in the relevant month pro-rata with the airport charges incurred for passenger services in that month.

PIER SERVICE: Following discussion and agreement with airlines, a revised methodology for the calculation of the pier service percentage in Terminal 3 was implemented in November 2010. The revision applies from February 2009 onwards. Results reported as a fail in prior months are now reported as target achieved.

FOR FURTHER INFORMATION: please contact Christopher Downs, email: Christopher\_Downs@baa.com

# Service quality rebate



Heathrow Terminal 4	Jan-14				Year to date *	
	Actual	Target	Target achieved	Rebate £	Rebate £	Number of failures
Departure lounge seat availability	4.2	3.8	Yes	0	0	0
Cleanliness	4.1	3.9	Yes	0	0	0
Wayfinding	4.2	4.0	Yes	0	0	0
Flight information	4.3	4.2	Yes	0	0	0
Central security queues - Times queue <5 minutes	95.53%	95.00%	Yes	0	0	0
Central security queues - Times queue = 10 minutes	99.82%	99.00%	Yes	0	0	0
Passenger sensitive equipment (general)	99.85%	99.00%	Yes	0	0	0
Passenger sensitive equipment (priority)	99.76%	99.00%	Yes	0	0	0
Arrivals reclaim (baggage carousels)	99.91%	99.00%	Yes	0	0	0
Stands	99.92%	99.00%	Yes	0	0	0
Jetties	99.49%	99.00%	Yes	0	0	0
FEGP	99.92%	99.00%	Yes	0	0	0
Stand entry guidance	100.00%	99.00%	Yes	0	0	0
Transfer search	97.63%	95.00%	Yes	0	0	0
Staff search	99.98%	95.00%	Yes	0	0	0
Control posts search	97.79%	95.00%	Yes	0	0	0
Pier service	99.78%	95.00%	Yes	0	0	0
<b>Total</b>				<b>0</b>	<b>0</b>	<b>0</b>

NOTE: \* year is April 2013 to March 2014

CREDIT NOTES: will be raised and allocated to the relevant parties that used the terminal in the relevant month pro-rata with the airport charges incurred for passenger services in that month.

FOR FURTHER INFORMATION: please contact Christopher Downs, email: Christopher\_Downs@baa.com

# Service quality rebate



Heathrow Terminal 5	Jan-14				Year to date *	
	Actual	Target	Target achieved	Rebate £	Rebate £	Number of failures
Departure lounge seat availability	4.0	3.8	Yes	0	0	0
Cleanliness	4.2	3.9	Yes	0	0	0
Wayfinding	4.2	4.0	Yes	0	0	0
Flight information	4.3	4.2	Yes	0	0	0
Central security queues - Times queue <5 minutes	95.83%	95.00%	Yes	0	4,455,912	6
Central security queues - Times queue = 10 minutes	99.79%	99.00%	Yes	0	0	0
Passenger sensitive equipment (general)	99.79%	99.00%	Yes	0	0	0
Passenger sensitive equipment (priority)	99.77%	99.00%	Yes	0	0	0
Arrivals reclaim (baggage carousels)	99.84%	99.00%	Yes	0	0	0
Stands	99.88%	99.00%	Yes	0	0	0
Jetties	99.77%	99.00%	Yes	0	0	0
FEGP	99.93%	99.00%	Yes	0	0	0
Pre-conditioned air	99.80%	98.00%	Yes	N/A	N/A	0
Stand entry guidance	99.99%	99.00%	Yes	0	0	0
Transfer search	97.93%	95.00%	Yes	0	323,227	1
Staff search	98.03%	95.00%	Yes	0	0	0
Control posts search	97.79%	95.00%	Yes	0	0	0
Pier service	90.83%	95.00%	No	0	0	10
Transit system - % time one car available	99.76%	99.00%	Yes	0	0	0
Transit system - % time two cars available	98.40%	97.00%	Yes	0	0	0
<b>Total</b>				<b>0</b>	<b>4,779,139</b>	<b>17</b>

NOTE: \* year is April 2013 to March 2014

CREDIT NOTES: will be raised and allocated to the relevant parties that used the terminal in the relevant month pro-rata with the airport charges incurred for passenger services in that month.

FOR FURTHER INFORMATION: please contact Christopher Downs, email: Christopher\_Downs@baa.com

# Service quality rebate



Aerodrome Congestion Term	Jan-14		Year to date *	
	Rebate due	Rebate £	Rebate £	Number of rebates
Aerodrome Congestion Term	No	0	121,988	1
<b>Total</b>			<b>121,988</b>	<b>1</b>

NOTE: \* year is April 2013 to March 2014

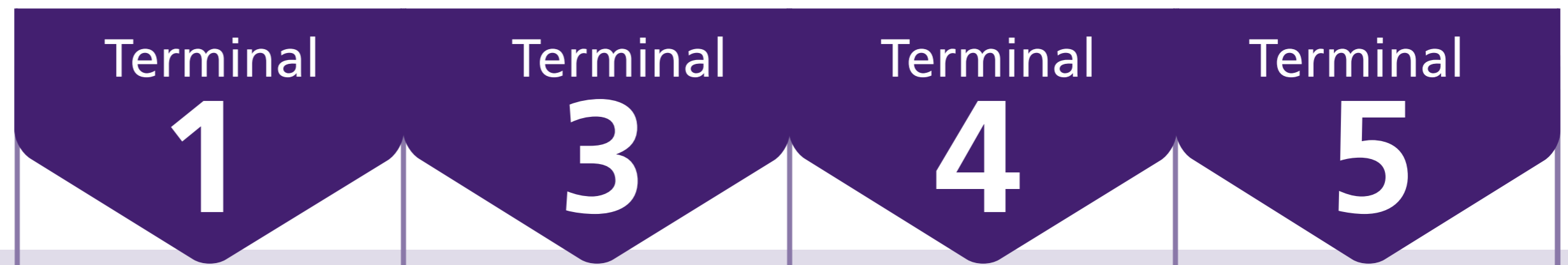
FOR FURTHER INFORMATION: please contact Christopher Downs, email: Christopher\_Downs@baa.com



# How are we performing?

January 2014


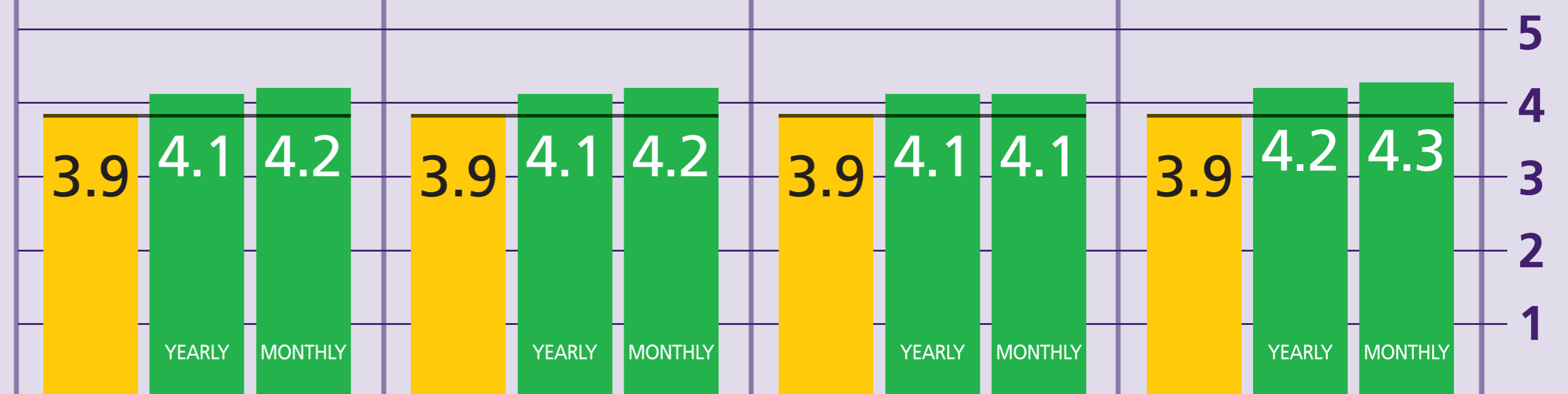
## KEY TO PERFORMANCE



### Cleanliness

Overall cleanliness of the terminal

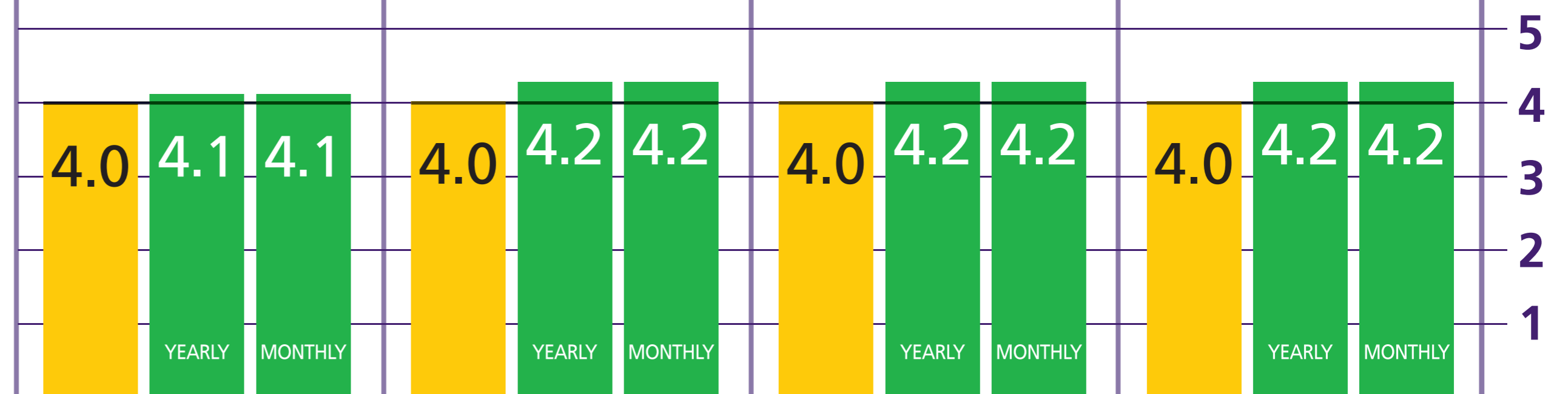
As rated by 1= extremely poor and 5= excellent



### Wayfinding

Ease of finding your way around our airport

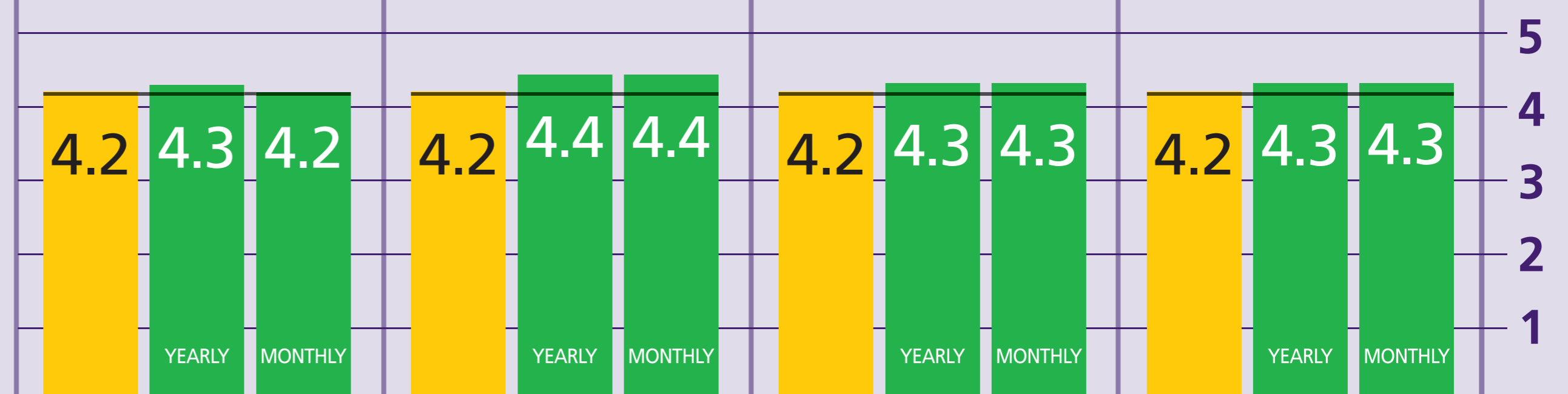
As rated by 1= extremely poor and 5= excellent



### Flight Info

Accuracy and ease of finding flight information

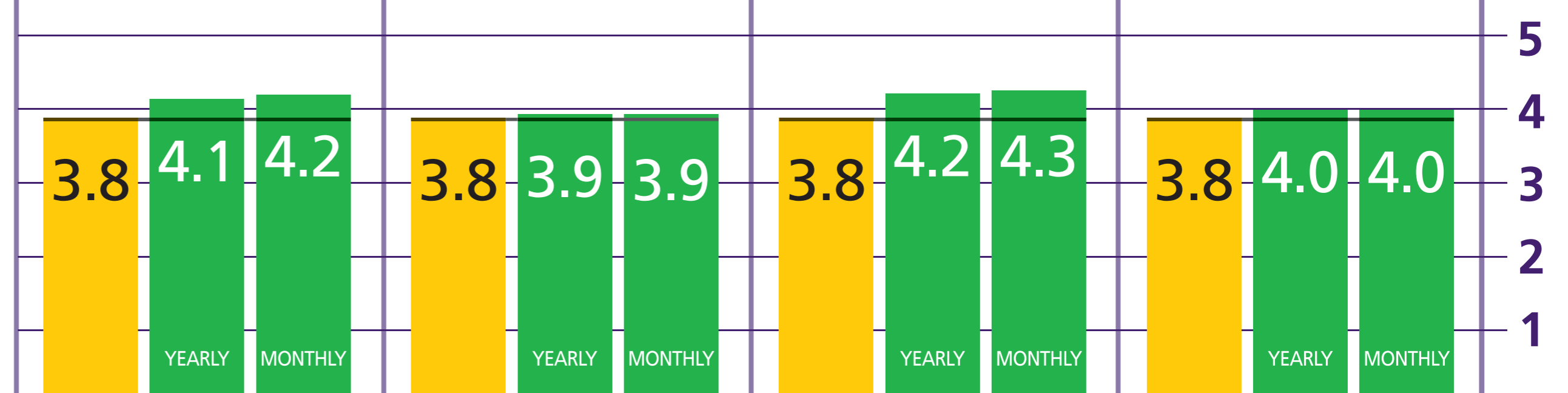
As rated by 1= extremely poor and 5= excellent



### Departure Lounge Seat Availability

Ease of finding a seat

As rated by 1= extremely poor and 5= excellent

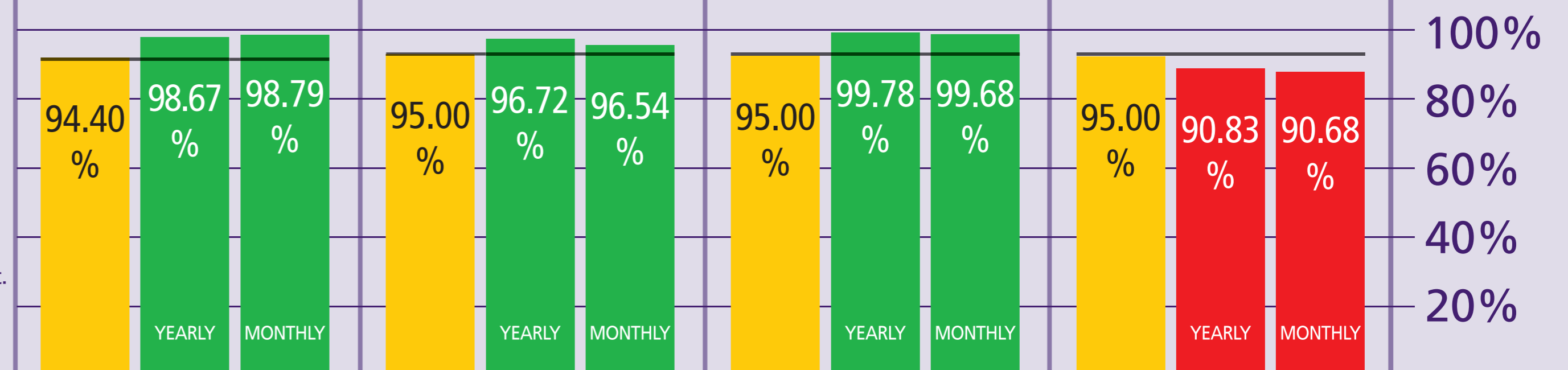


### Pier Service

Percentage of passengers embarking and disembarking directly into the terminal building

Please note: Pier Service targets will change monthly. Annual pass or fail rates will depend on the monthly target. Terminal 3 Pier Service score is reported one month in arrears.

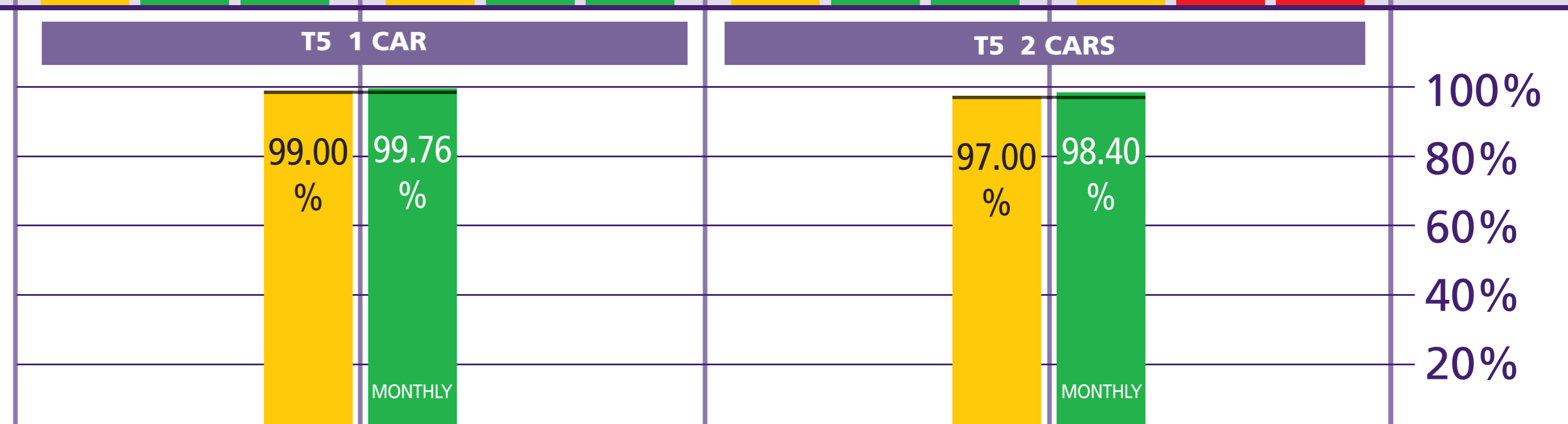
As rated by 1= extremely poor and 5= excellent



### Terminal 5 Transit

Service availability

Availability measured over a month

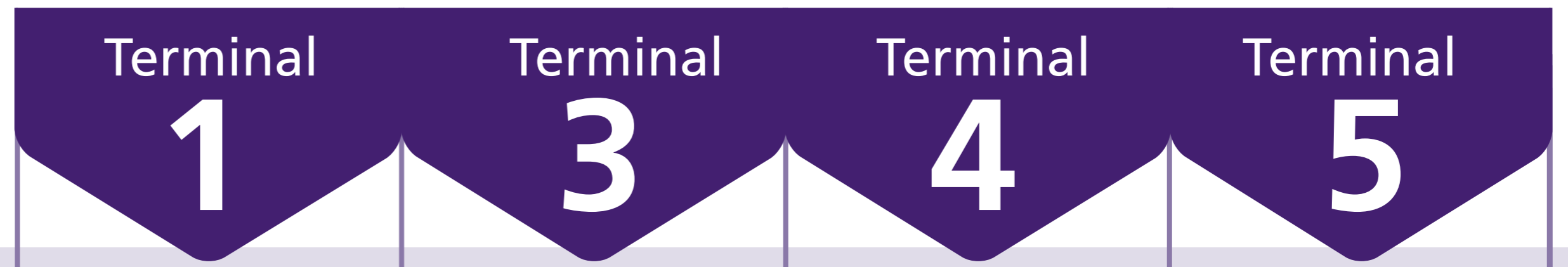


We welcome your feedback:  
[heathrowcustomerfeedback@baa.com](mailto:heathrowcustomerfeedback@baa.com)

# How are we performing?

January 2014

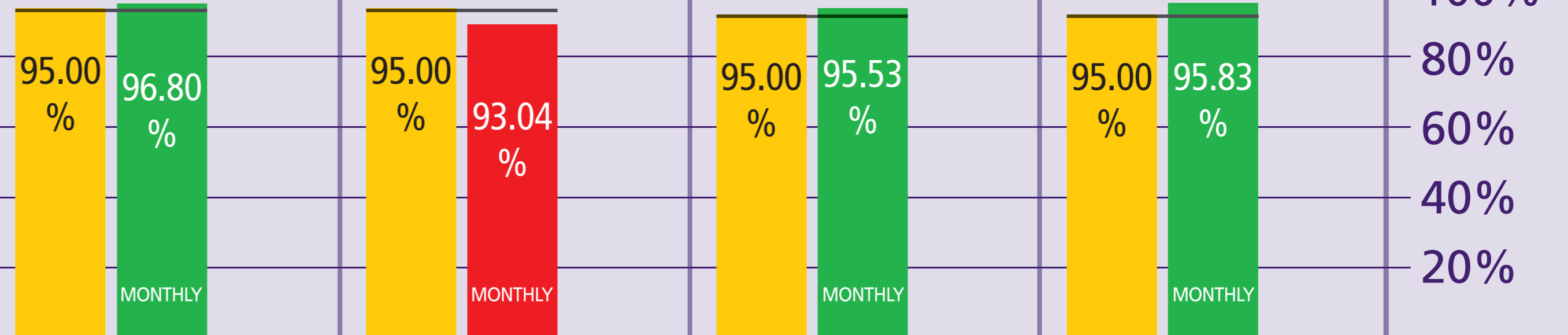
## KEY TO PERFORMANCE



**Security waiting time 5 mins**

queue < 5mins

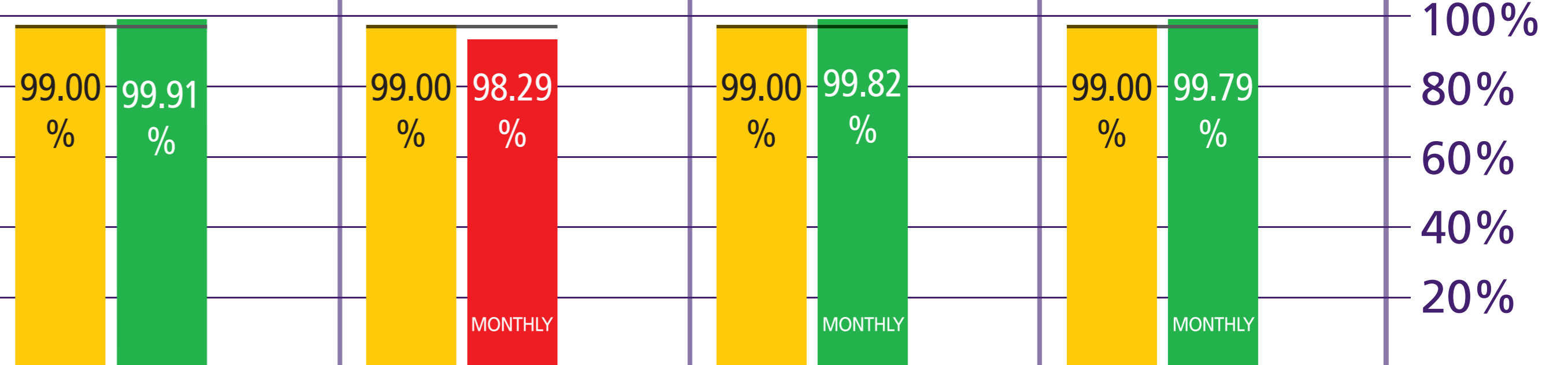
Based on 15min time periods measured



**Security waiting time 10 mins**

queue < 10mins

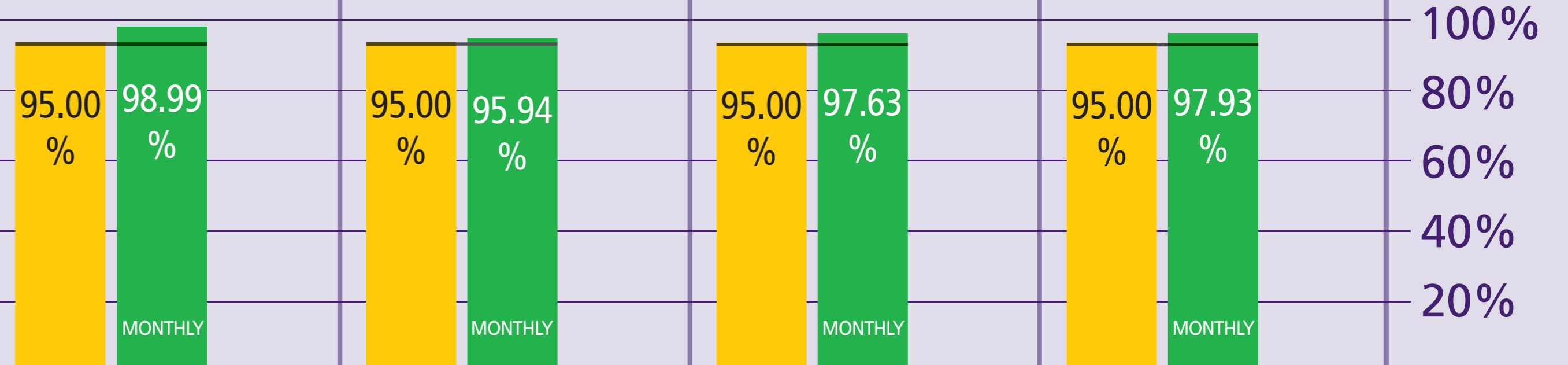
Based on 15min time periods measured



**Security waiting time for transfer passengers**

queue < 10mins

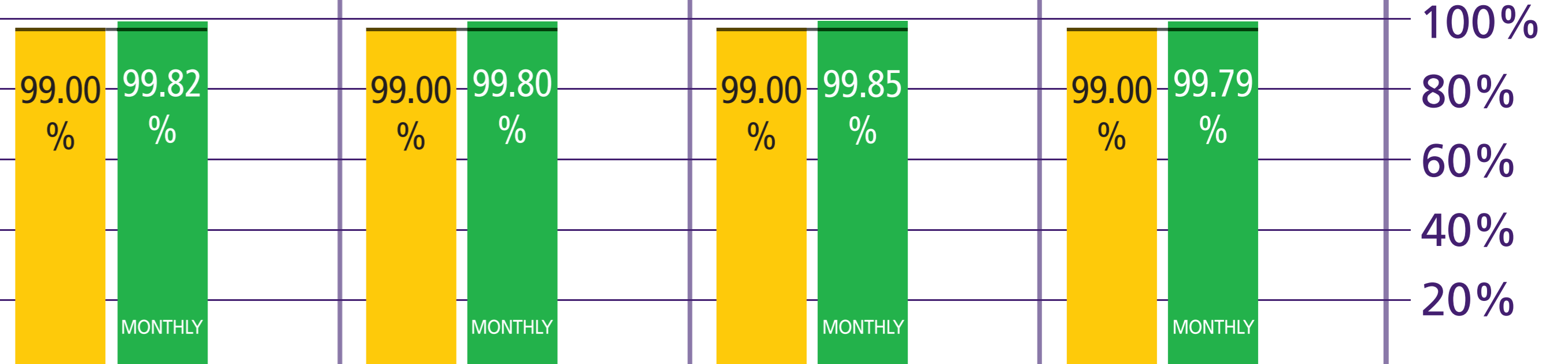
Based on 15min time periods measured



**Lifts, escalators & passenger conveyors**

Service availability

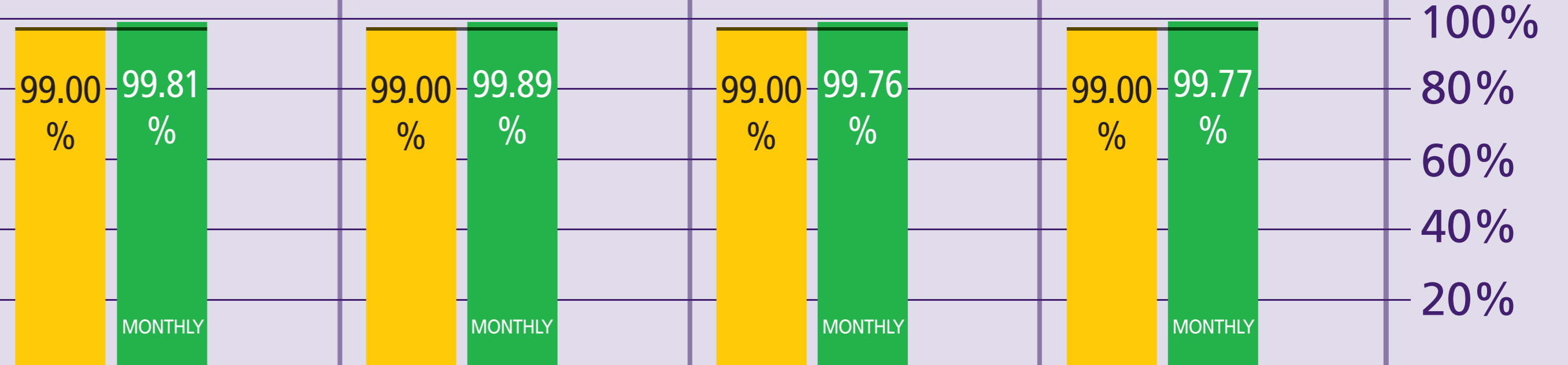
Based on 15min time periods measured



**Lifts, escalators & passenger conveyors (passenger critical)**

Service availability

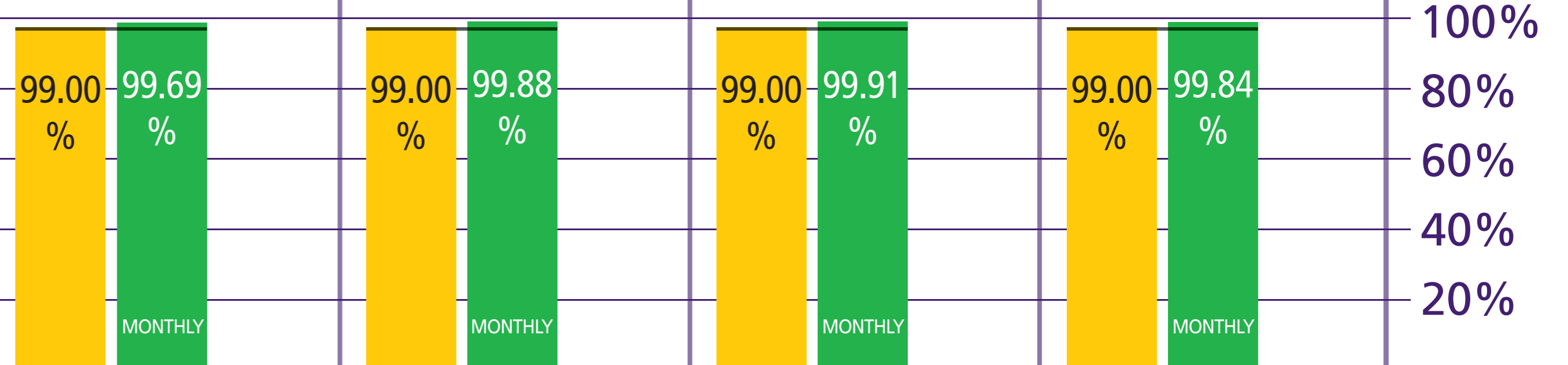
Based on 15min time periods measured



**Arrivals Reclaim**

Service availability

Based on 15min time periods measured



We welcome your feedback:  
[heathrowcustomerfeedback@baa.com](mailto:heathrowcustomerfeedback@baa.com)

**Heathrow**  
 Making every journey better



# How are we performing?

## January 2014

### KEY TO MONTHLY PERFORMANCE



### AERODROME CONGESTION TERM

The scheme by which third parties are compensated for material events which impacted the airfield

