

# Service quality rebate

Heathrow Terminal 1	Jan-12				Year to date *	
	Actual	Target	Target achieved	Rebate £	Rebate £	Number of failures
Departure lounge seat availability	4.1	3.8	Yes	0	0	0
Cleanliness	4.0	3.9	Yes	0	0	0
Wayfinding	4.1	4.0	Yes	0	0	0
Flight information	4.3	4.2	Yes	0	0	0
Central security queues - Times queue <5 minutes	97.61%	95.00%	Yes	0	0	0
Central security queues - Times queue = 10 minutes	99.88%	99.00%	Yes	0	0	0
Passenger sensitive equipment (general)	99.80%	99.00%	Yes	0	0	0
Passenger sensitive equipment (priority)	99.80%	99.00%	Yes	0	0	0
Arrivals reclaim (baggage carousels)	99.19%	99.00%	Yes	0	0	0
Stands	99.91%	99.00%	Yes	0	0	0
Jetties	99.61%	99.00%	Yes	0	0	0
FEGP	99.86%	99.00%	Yes	0	0	0
Stand entry guidance	99.92%	99.00%	Yes	0	0	0
Transfer search	98.76%	95.00%	Yes	0	0	0
Staff search	100.00%	95.00%	Yes	0	0	0
Control posts search	99.06%	95.00%	Yes	0	0	0
Pier service	97.74%	94.31%	Yes	0	0	0
<b>Total</b>				<b>0</b>	<b>0</b>	<b>0</b>

NOTE: \* year is April 2011 to March 2012

CREDIT NOTES: will be raised and allocated to the relevant parties that used the terminal in the relevant month pro-rata with the airport charges incurred for passenger services in that month.

FOR FURTHER INFORMATION: please contact Nataly Duke, email: [Nataly\\_Duke@baa.com](mailto:Nataly_Duke@baa.com)

# Service quality rebate

Heathrow Terminal 3	Jan-12				Year to date *	
	Actual	Target	Target achieved	Rebate £	Rebate £	Number of failures
Departure lounge seat availability	3.6	3.8	No	0	1,368,360	10
Cleanliness	3.9	3.9	Yes	0	0	0
Wayfinding	4.1	4.0	Yes	0	0	0
Flight information	4.3	4.2	Yes	0	0	0
Central security queues - Times queue <5 minutes	95.58%	95.00%	Yes	0	0	0
Central security queues - Times queue = 10 minutes	99.63%	99.00%	Yes	0	0	0
Passenger sensitive equipment (general)	99.79%	99.00%	Yes	0	0	0
Passenger sensitive equipment (priority)	99.85%	99.00%	Yes	0	0	0
Arrivals reclaim (baggage carousels)	99.53%	99.00%	Yes	0	0	0
Stands	99.75%	99.00%	Yes	0	0	0
Jetties	99.17%	99.00%	Yes	0	0	0
FEGP	99.16%	99.00%	Yes	0	0	0
Pre-conditioned air	100.00%	98.00%	Yes	N/A	N/A	2
Stand entry guidance	99.98%	99.00%	Yes	0	0	0
Transfer search	95.62%	95.00%	Yes	0	0	0
Staff search	99.17%	95.00%	Yes	0	0	0
Control posts search	99.06%	95.00%	Yes	0	0	0
Pier service +	95.96%	94.00%	Yes	0	0	0
				0	1,368,360	12

NOTE: \* year is April 2011 to March 2012 + Pier service score is reported one month in arrears

CREDIT NOTES: will be raised and allocated to the relevant parties that used the terminal in the relevant month pro-rata with the airport charges incurred for passenger services in that month.

PIER SERVICE: Following discussion and agreement with airlines, a revised methodology for the calculation of the pier service percentage in Terminal 3 was implemented in November 2010. The revision applies from February 2009 onwards. Results reported as a fail in prior months are now reported as target achieved.

FOR FURTHER INFORMATION: please contact Nataly Duke, email: [Nataly\\_Duke@baa.com](mailto:Nataly_Duke@baa.com)

# Service quality rebate



Heathrow Terminal 4	Jan-12				Year to date *	
	Actual	Target	Target achieved	Rebate £	Rebate £	Number of failures
Departure lounge seat availability	4.1	3.8	Yes	0	0	0
Cleanliness	4.1	3.9	Yes	0	0	0
Wayfinding	4.1	4.0	Yes	0	0	0
Flight information	4.3	4.2	Yes	0	0	0
Central security queues - Times queue <5 minutes	95.76%	95.00%	Yes	0	0	0
Central security queues - Times queue = 10 minutes	99.82%	99.00%	Yes	0	0	0
Passenger sensitive equipment (general)	99.09%	99.00%	Yes	0	0	0
Passenger sensitive equipment (priority)	99.85%	99.00%	Yes	0	0	0
Arrivals reclaim (baggage carousels)	99.67%	99.00%	Yes	0	0	0
Stands	99.81%	99.00%	Yes	0	0	0
Jetties	99.36%	99.00%	Yes	0	0	0
FEGP	99.92%	99.00%	Yes	0	0	0
Stand entry guidance	99.85%	99.00%	Yes	0	0	0
Transfer search	95.39%	95.00%	Yes	0	0	0
Staff search	99.95%	95.00%	Yes	0	0	0
Control posts search	99.06%	95.00%	Yes	0	0	0
Pier service	99.30%	95.00%	Yes	0	0	0
<b>Total</b>				<b>0</b>	<b>0</b>	<b>0</b>

NOTE: \* year is April 2011 to March 2012

CREDIT NOTES: will be raised and allocated to the relevant parties that used the terminal in the relevant month pro-rata with the airport charges incurred for passenger services in that month.

FOR FURTHER INFORMATION: please contact Nataly Duke, email: Nataly\_Duke@baa.com

# Service quality rebate

Heathrow Terminal 5	Jan-12				Year to date *	
	Actual	Target	Target achieved	Rebate £	Rebate £	Number of failures
Departure lounge seat availability	4.0	3.8	Yes	0	0	0
Cleanliness	4.2	3.9	Yes	0	0	0
Wayfinding	4.2	4.0	Yes	0	0	0
Flight information	4.3	4.2	Yes	0	0	0
Central security queues - Times queue <5 minutes	96.18%	95.00%	Yes	0	1,060,946	2
Central security queues - Times queue = 10 minutes	99.79%	99.00%	Yes	0	0	0
Passenger sensitive equipment (general)	99.75%	99.00%	Yes	0	0	0
Passenger sensitive equipment (priority)	99.67%	99.00%	Yes	0	0	0
Arrivals reclaim (baggage carousels)	99.80%	99.00%	Yes	0	0	0
Stands	99.89%	99.00%	Yes	0	0	0
Jetties	99.38%	99.00%	Yes	0	184,818	1
FEGP	99.57%	99.00%	Yes	0	0	0
Pre-conditioned air	99.49%	98.00%	Yes	N/A	N/A	6
Stand entry guidance	99.94%	99.00%	Yes	0	0	0
Transfer search	97.50%	95.00%	Yes	0	0	0
Staff search	98.62%	95.00%	Yes	0	0	0
Control posts search	99.06%	95.00%	Yes	0	0	0
Pier service	89.01%	95.00%	No	0	1,247,832	10
Transit system - % time one car available	99.89%	99.00%	Yes	0	0	0
Transit system - % time two cars available	98.20%	97.00%	Yes	0	0	0
<b>Total</b>				<b>0</b>	<b>2,493,596</b>	<b>19</b>

NOTE: \* year is April 2011 to March 2012

CREDIT NOTES: will be raised and allocated to the relevant parties that used the terminal in the relevant month pro-rata with the airport charges incurred for passenger services in that month.

FOR FURTHER INFORMATION: please contact Nataly Duke, email: Nataly\_Duke@baa.com



# How are we performing?

January 2012

## KEY TO PERFORMANCE




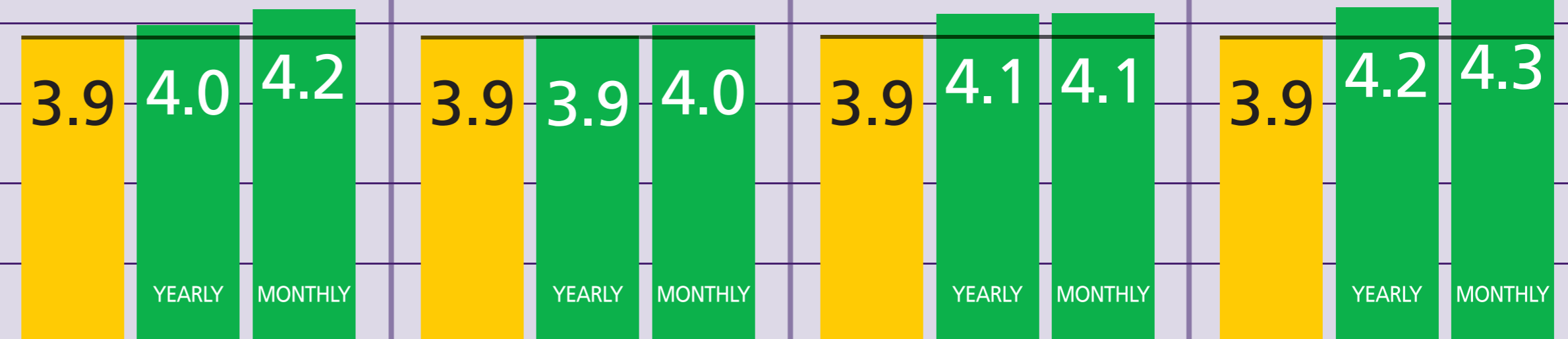
## Terminal 1 Terminal 3 Terminal 4 Terminal 5



### Cleanliness

Overall cleanliness of the terminal

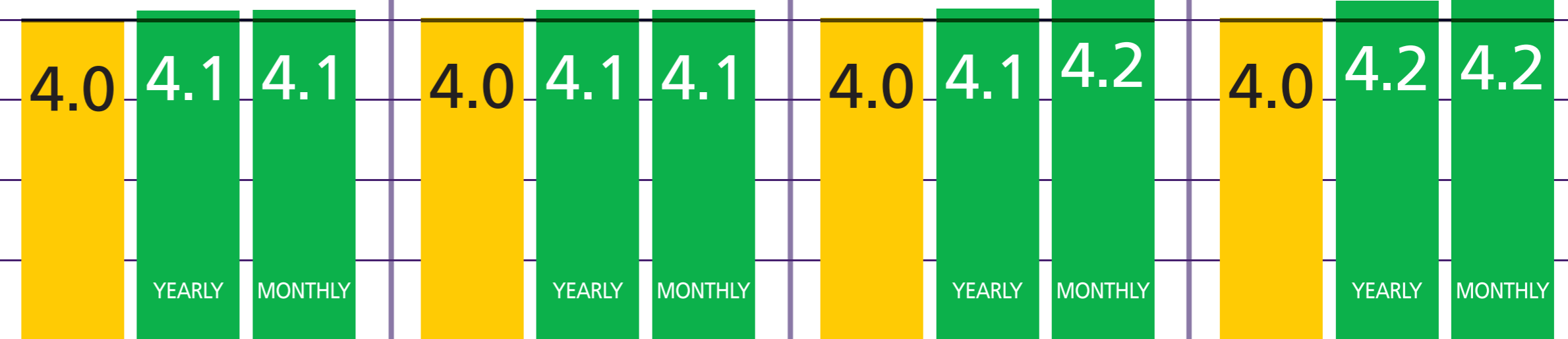
As rated by 1= extremely poor and 5= excellent



### Wayfinding

Ease of finding your way around our airport

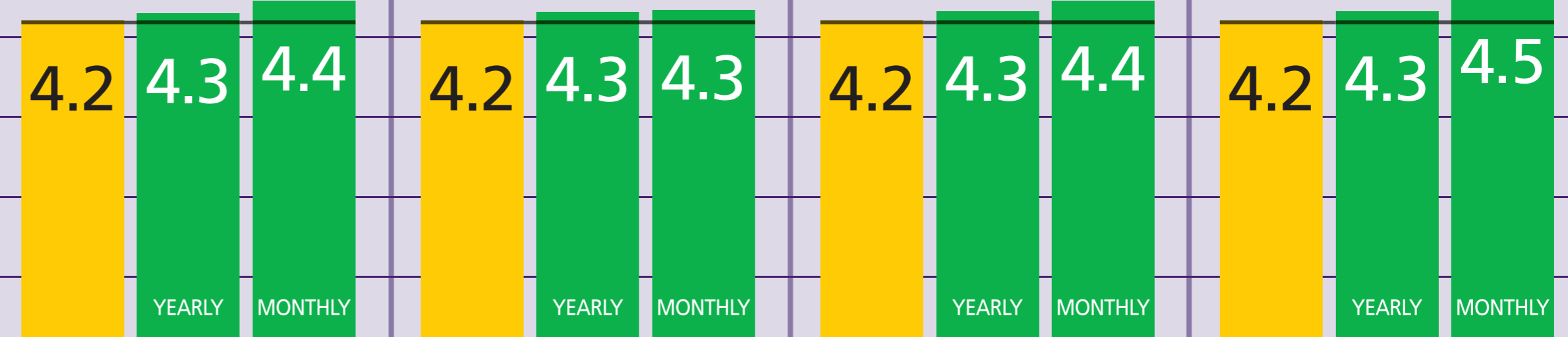
As rated by 1= extremely poor and 5= excellent



### Flight Info

Accuracy and ease of finding flight information

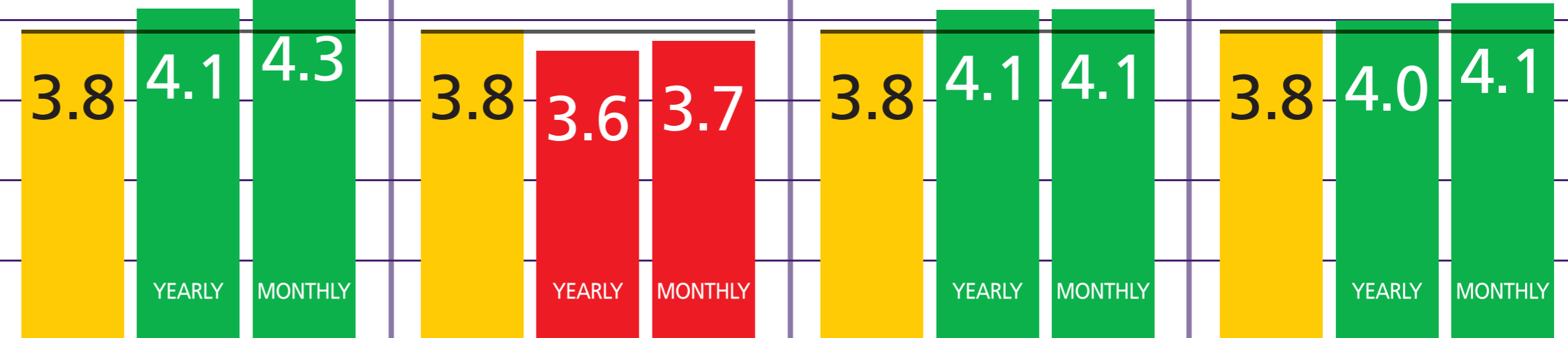
As rated by 1= extremely poor and 5= excellent



### Departure Lounge Seat Availability

Ease of finding a seat

As rated by 1= extremely poor and 5= excellent

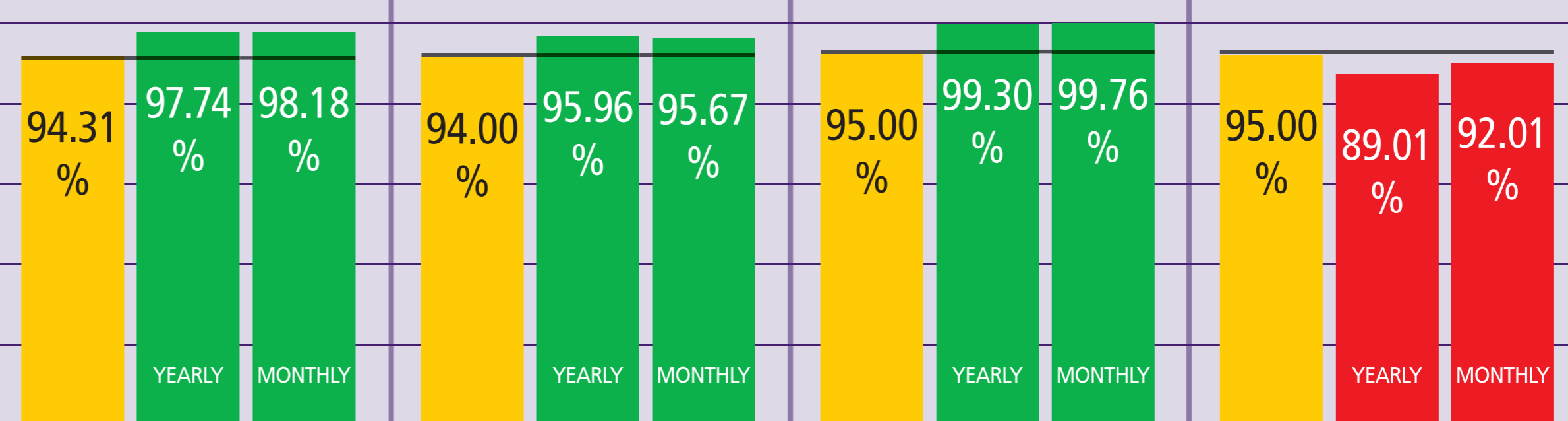


### Pier Service

Percentage of passengers embarking and disembarking directly into the terminal building

Please note: Pier Service targets will change monthly. Annual pass or fail rates will depend on the monthly target. Terminal 3 Pier Service score is reported one month in arrears.


Availability measured over a month



### Terminal 5 Transit

Service availability

Availability measured over a month



We welcome your feedback:  
[heathrowcustomerfeedback@baa.com](mailto:heathrowcustomerfeedback@baa.com)



# How are we performing?

January 2012

**KEY TO PERFORMANCE**

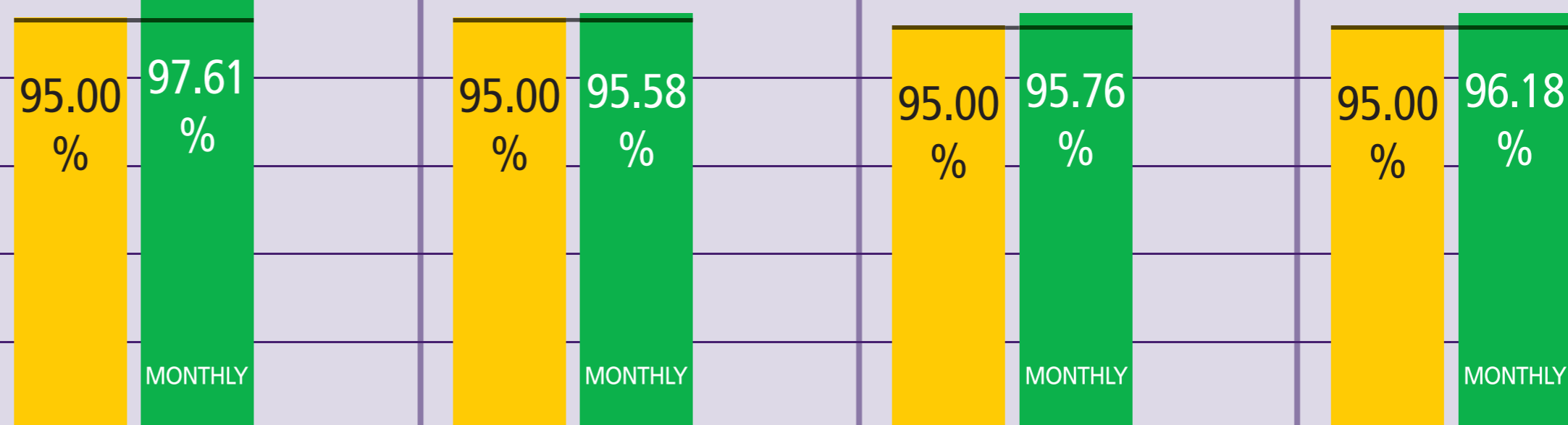


Terminal 1      Terminal 3      Terminal 4      Terminal 5



**Security waiting time 5 mins**  
queue < 5mins

Based on 15min time periods measured

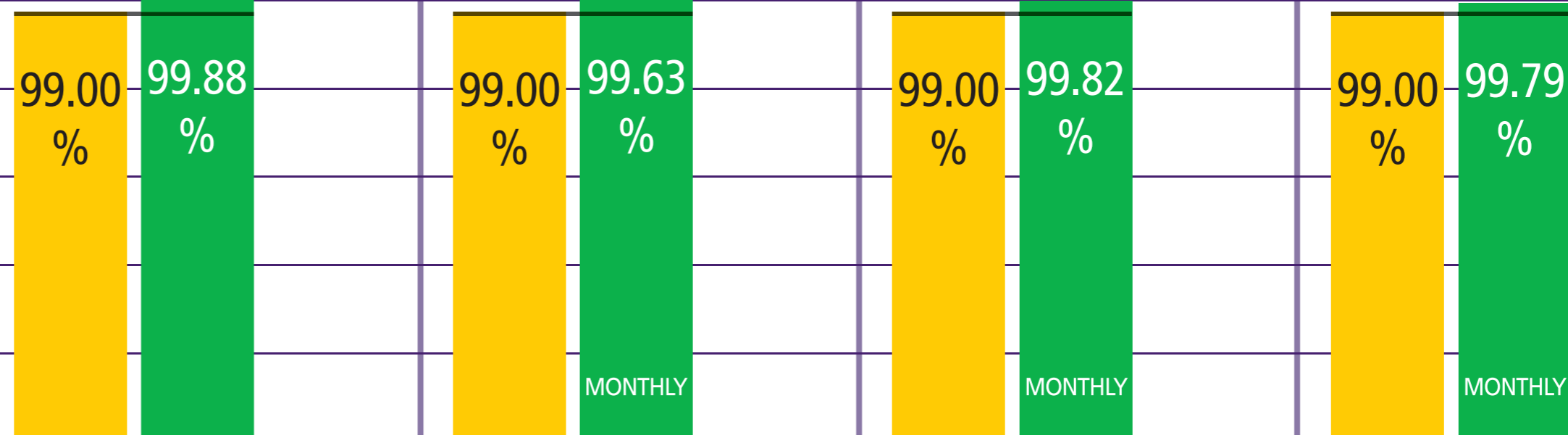


100%  
80%  
60%  
40%  
20%



**Security waiting time 10 mins**  
queue < 10mins

Based on 15min time periods measured

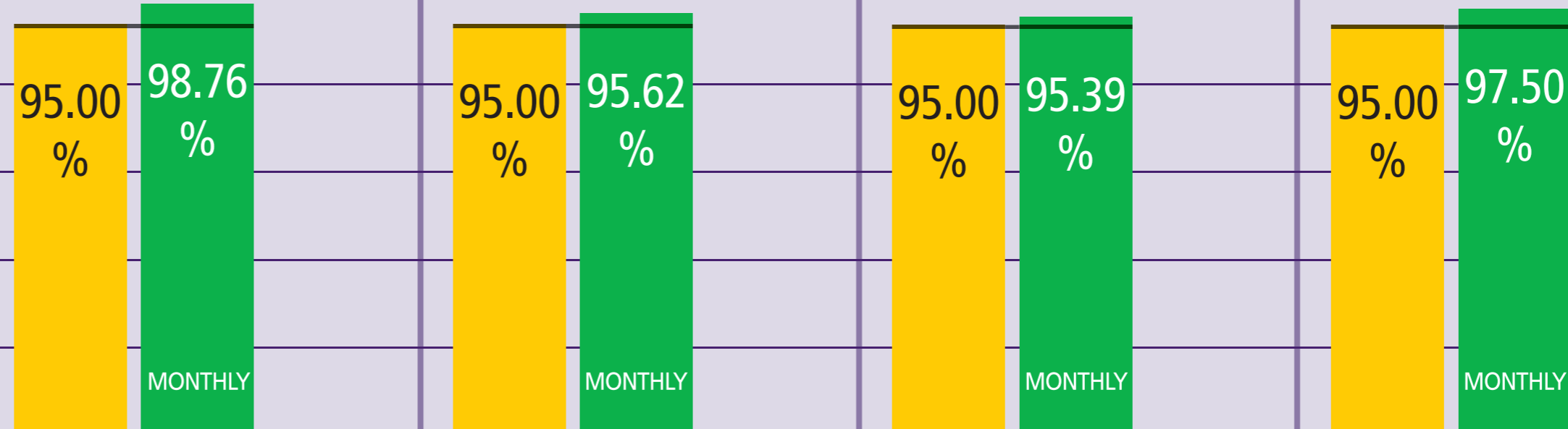


100%  
80%  
60%  
40%  
20%



**Security waiting time for transfer passengers**  
queue < 10mins

Based on 15min time periods measured

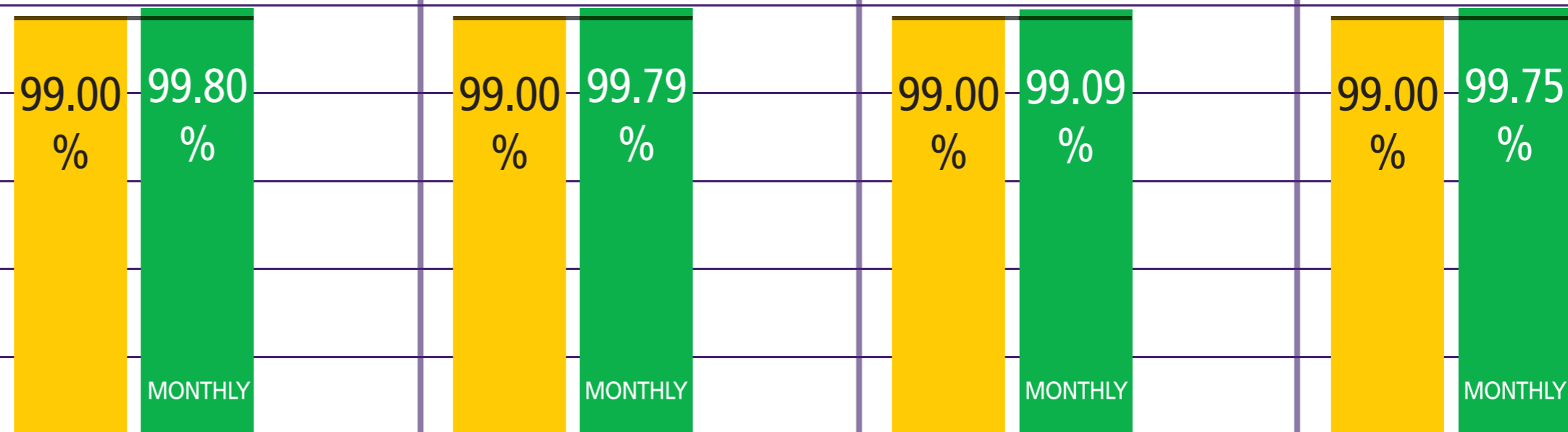


100%  
80%  
60%  
40%  
20%



**Lifts, escalators & passenger conveyors**  
Service availability

Based on 15min time periods measured

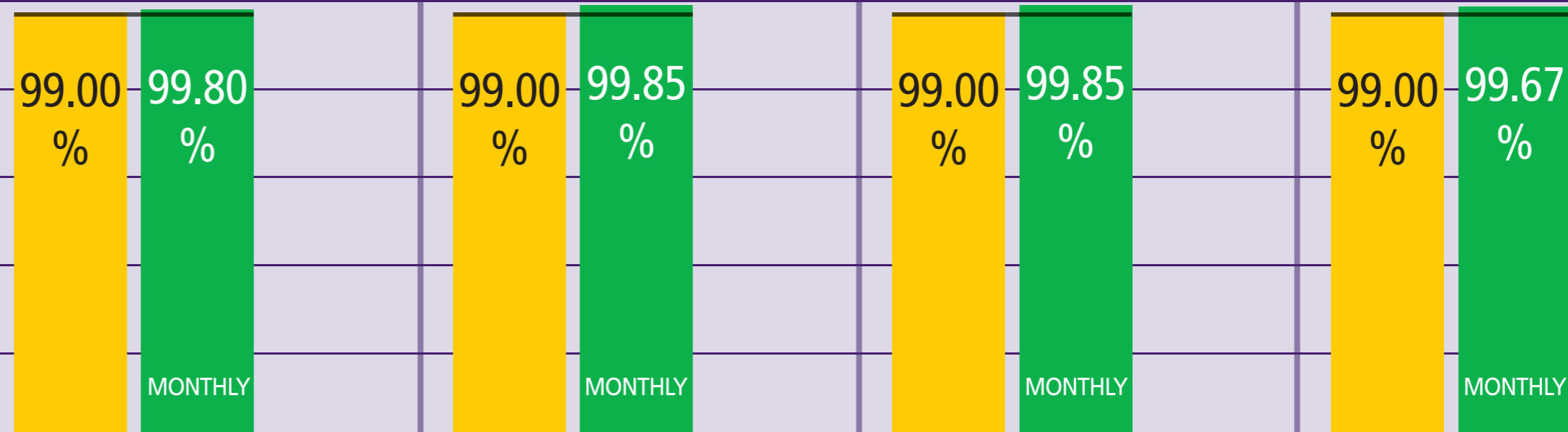


100%  
80%  
60%  
40%  
20%



**Lifts, escalators & passenger conveyors (passenger critical)**  
Service availability

Based on 15min time periods measured

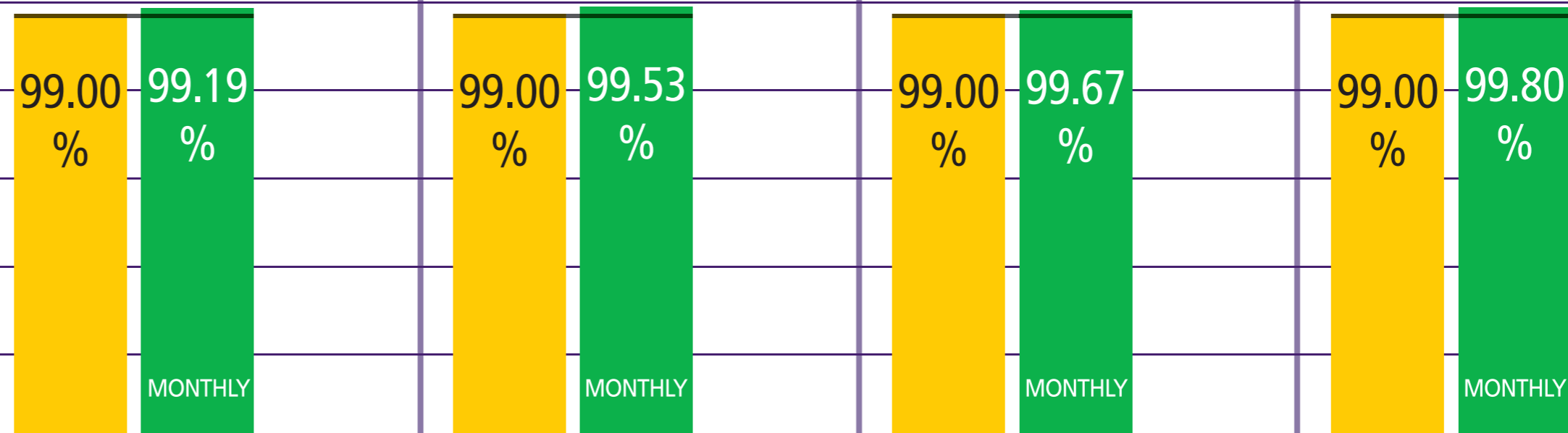


100%  
80%  
60%  
40%  
20%



**Arrivals Reclaim**  
Service availability

Based on 15min time periods measured



100%  
80%  
60%  
40%  
20%

We welcome your feedback:  
[heathrowcustomerfeedback@baa.com](mailto:heathrowcustomerfeedback@baa.com)



# How are we performing?

## January 2012

### KEY TO MONTHLY PERFORMANCE



### AERODROME CONGESTION TERM

The scheme by which third parties are compensated for material events which impacted the airfield

